




## Heavy-Duty Thimbles for Big-Grip Dead-Ends

Be sure to read and completely understand this procedure before applying product. Be sure to select the proper PREFORMED™ product before application.

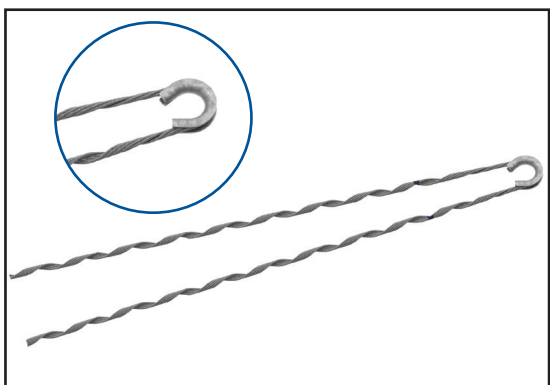
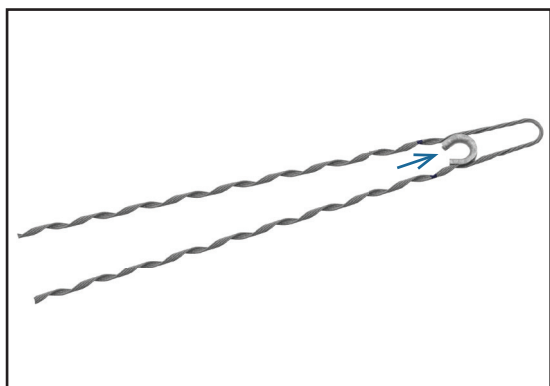


Big-Grip Dead-Ends Thimble Fitment				
Big-Grip Catalog Number	Heavy-Duty Thimble Catalog Number	Size (inches)	Big-Grip Carton Quantity	Thimble Carton Quantity
BG-2140	HDT-9147	1/8	100	50
BG-2142	HDT-9147	3/16	100	50
BG-2144	HDT-9147	1/4	50	50
BG-2145	HDT-9148	9/32	50	25
BG-2146	HDT-9148	5/16	50	25
BG-2147	HDT-9148	3/8	25	25
BG-2148	HDT-9149	7/16	25	20
BG-2115	HDT-9149	1/2	20	20
BG-2116	HDT-9150	9/16	10	10
BG-2111	HDT-9150	5/8	10	10
BG-1112	HDT-9151	3/4	5	5
BG-1113	HDT-9152	7/8	5	3
BG-1114	HDT-9152	1	3	3

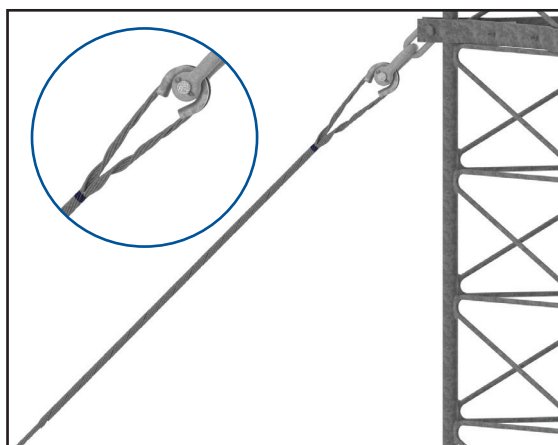
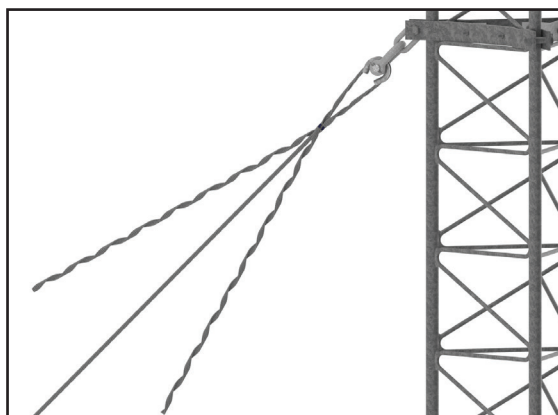
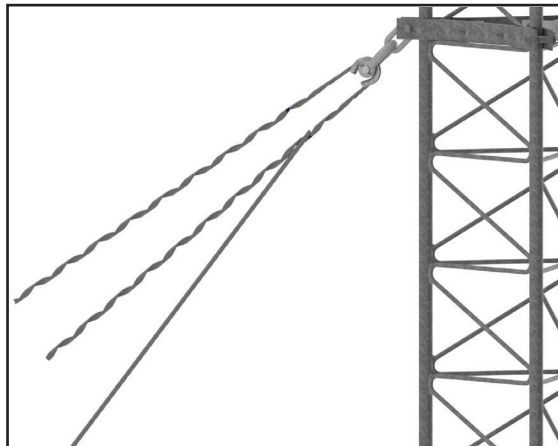
**Note:**

Visually inspect the thimble before use to ensure that there are no sharp edges and that the thimble is free of burrs. Sharp edges or burrs can shorten the service life of the grip.

**Step #1** After selecting the appropriate thimble, insert the thimble into the cabled loop portion of the grip.



**Step #2** Complete the application of the Big-Grip following the Big-Grip Dead-End application procedure (SP-2049-6) or GUY-GRIP® Dead-End application procedure (SP-2045 for single down guys or SP-3253 for multiple down guys), depending on the type of grip that is being installed.

**Note:**

Ensure that the thimble is centered in the loop of the grip. Failure to properly align the thimble can damage the grip and cause premature failure.



## **SAFETY CONSIDERATIONS**

This application procedure is not intended to supersede any company construction or safety standards. This procedure is offered only to illustrate safe application for the individual.

**FAILURE TO FOLLOW THESE PROCEDURES MAY RESULT IN PERSONAL INJURY OR DEATH.**

**Do not modify this product under any circumstances.**

This product is intended for use by trained technicians only. **This product should not be used by anyone who is not familiar with, and not trained to use it.**

When working in the area of energized lines, extra care should be taken to prevent accidental electrical contact. Be sure to wear proper safety equipment per your company protocol.

For proper performance and personal safety, be sure to select the proper size PREFORMED™ product before application.

PREFORMED products are precision devices. To ensure proper performance, they should be stored in cartons under cover and handled carefully.



# **PREFORMED** LINE PRODUCTS

The connection you can count on.

P.O. Box 91129, Cleveland, Ohio 44101 • 440.461.5200 • [preformed.com](http://preformed.com) • email: [inquiries@preformed.com](mailto:inquiries@preformed.com)

**SP3606**