



PREFORMED LINE PRODUCTS

Section 9 – Fiber Optics:

COYOTE® Closures & Splice Cases for OPGW & ADSS

Table of Contents	Page
COYOTE Closures for OPGW & ADSS	9-2
COYOTE Closures for OPGW & ADSS	
COYOTE PUP for OPGW & ADSS	
COYOTE RUNT for OPGW & ADSS	
COYOTE Dome Closure for ADSS	9-4
COYOTE Dome Splice Trays for ADSS & OPGW	9-5
COYOTE Dome Closure for OPGW	9-6
COYOTE Grommet Selection Guide	9-7
COYOTE Splice Case for OPGW & ADSS	9-8
Note: Refer to Section 1; 1-24 for Splice Tray Capacity Charts. COYOTE Short and Long Trays and Closures for OPGW & ADSS are shown.	
COYOTE Defender	9-9




COYOTE® Closures for OPGW or ADSS

The COYOTE Closure Family features durable high-density thermoplastic shells that weigh less than their stainless steel counterparts. For loose tube buffer type fiber, the 6.5" x 22.0" COYOTE Closure handles up to 144 splices and the 8.5" x 22.0" COYOTE Closure handles up to 288 splices. The smaller 6.0" x 17.0" COYOTE PUP Closure can manage up to 48 fiber splices. The compact COYOTE RUNT Closure can manage up to 24 fiber splices.

The COYOTE PUP Closure allows future expansion or "growth" into a COYOTE Closure with minimal cost or disruption to the existing fibers.

Features of the COYOTE Closure and COYOTE PUP Closure:

- For either dielectric or OPGW cables.
- High strength, low weight, low cost, non-metallic shells.
- Permanent neoprene gasket and LOCK-TAPE™ Sealing System allow re-entry without re-entry kits/supplies.
- Roomy buffer tube storage system and fiber management trays allowing large bend radii.
- Fiber management system for loose tube buffer (see table). Other versions are readily available (see Section 1).
- End Plate System for butt splicing:
 - one Blank End Plate at one end
 - one Three-Section End Plate with six premolded cable entry ports; four ports for up to 7/8" OD dielectric cables (.785" max. OPGW OD) and two ports for up to 3/4" OD dielectric cables (.660" max. OPGW OD). Drilling not required.
- Optional Three-Section Four Port End Plate is available for cables up to 1-1/4" (See next page).
- Optional Future Cable Port Kits allow for adding cables in the future without disassembling the End Plate. Kits must be ordered and installed during initial assembly.
 - Future cable port for 7/8" ports will accept cables up to .56"
 - Future cable port for 1" ports will accept cables up to .81"
 - Future cable port for 1-1/4" ports will accept cables up to 1"
- When adding future OPGW cables, order additional OPGW Strain Relief Bracket Kits.
- Closures are available that can accommodate other types of fiber optic cable.
- OPGW Strain Relief Bracket Kit provides brackets, clamps and moisture sealing tape required for installing two OPGW cables in End Plate.
- Splice Case Kits are available for OPGW with stainless steel loose-tube fiber bundles, consult factory for details.




COYOTE Closure

- Two size closures available:
 - 6.5" x 22.0" (152 mm x 559 mm), accommodates up to 4 splice trays (up to 144 splices/closure)
 - 8.5" x 22.0" (216 mm x 559 mm), accommodates up to 8 splice trays (up to 288 splices/closure)
- Both size closures have 36 count splice trays with three 12-count elastomeric splice blocks to retain mechanical splices or protected fusion splices.



COYOTE PUP Closure

- One small size, 6.0" x 17.0" (152 mm x 432 mm).
- Twelve-count fiber splice tray with elastomeric splice block to retain mechanical splices or protected fusion splices.
- Forty-eight fiber splice capacity.



COYOTE RUNT Closure

- One compact size, 8.5" W x 3" H x 14.75" L (216 mm W x 76 mm H x 375 mm L)
- Twelve-count fiber splice tray with elastomeric splice block to retain mechanical splices or protected fusion splices.
- Twenty-four fiber splice capacity.

COYOTE® Closures for OPGW or ADSS

To order, determine:

1. Number of fibers required now and in the future.
2. Cable size and type.
3. Structure type for mounting method.
4. Select catalog number from tables for appropriate items.

COYOTE Closures and Splice Tray Kits	
Catalog Number	Description (mm)
COYOTE00058	6.5" x 22.0" (152 x 559) COYOTE Closure Kit for OPGW. Includes closure with organizer/storage compartment (Cat. No. 8006560); OPGW Strain Relief Bracket Kit (Cat. No. 8003296); all required supplies; plus one 36-count tray (Cat. No. 80805514). Will accommodate up to 4 trays per closure (144 maximum splice capacity).
COYOTE00059	8.5" x 22.0" (216 x 559) COYOTE Closure Kit for OPGW. Includes closure with organizer/storage compartment (Cat. No. 8006561); OPGW Strain Relief Bracket Kit (Cat. No. 8003296); all required supplies; plus one 36-count tray (Cat. No. 80805514). Will accommodate up to 8 trays per closure (288 maximum splice capacity).
COYOTE00060	6.5" x 22.0" (152 x 559) COYOTE Closure Kit for dielectric cables. Includes closure with organizer/storage compartment (Cat. No. 8006560); all required supplies plus one 36-count tray (Cat. No. 80805514). Will accommodate up to 4 trays per closure (144 maximum splice capacity).
COYOTE00061	8.5" x 22.0" (216 x 559) COYOTE Closure Kit for dielectric cables. Includes closure with organizer/storage compartment (Cat. No. 8006561); all required supplies plus one 36-count tray (Cat. No. 80805514). Will accommodate up to 8 trays per closure (288 maximum splice capacity).
80805514	36-Count Splice Tray with Elastomer Splice Blocks for COYOTE Closure
80805110	36-Count Splice Tray with fixed
8001127	36-Count Low Profile Splice Tray

COYOTE PUP Closure Kits	
Catalog Number	Description (mm)
8006652	6.0" x 17.0" (152 x 432) COYOTE PUP Closure for OPGW. Includes OPGW Strain Relief Kit (Cat. No. 8003296) and one 12-count Splice Tray (Cat. No. 80806033)
8006653	6.0" x 17.0" (152 x 432) COYOTE PUP Closure for ADSS/Buried Cables. Includes one 12-count Splice Tray (Cat. No. 80806033)
80806033	Twelve-count Splice Tray for COYOTE PUP Closure
80807701	Twelve-count Low Profile Splice Tray

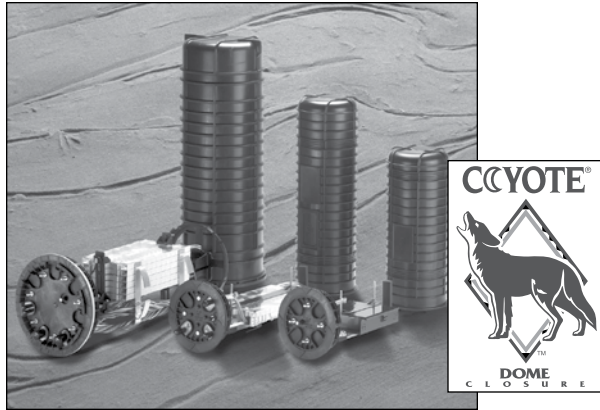
COYOTE RUNT Closure Kit	
Catalog Number	Description
8006695	COYOTE RUNT Closure for OPGW, includes OPGW Strain Relief Kit (Cat. No. 8003479) and one 12-count Splice Tray (Cat. No. 80806033)

COYOTE Closures and COYOTE PUP Closure Accessories	
Catalog Number	Description (mm)
80805739	Three-Section Four Port End Plate Kit
8003289	Future Cable Port/Cable Installation Kit for 7/8" cable ports(0.56" (14) max. cable). Kit includes Future Cable Port (Cat. No. 8003371) and Future Cable Preparation Kit (Cat. No. 8003291) which can be ordered separately.
8003408	Future Cable Port/Cable Installation Kit for 1" cable ports(0.81" (21) max. cable). Kit includes Future Cable Port (Cat. No. 8003407) and Future Cable Preparation Kit (Cat. No. 8003291) which can be ordered separately.
8003410	Future Cable Port/Cable Installation Kit for 1-1/4" cable ports(1.0" (25) max. cable). Kit includes Future Cable Port (Cat. No. 8003409) and Future Cable Preparation Kit (Cat. No. 8003291) which can be ordered separately.
8003092	FIBERLIGN Fusion Splice Protectors. Non-heat shrink protector closes over splice and fits snugly into elastomer splice blocks in Splice Tray (Cat. No. 80805514) Package of 20
Mounting Hardware Kits	
8003372	Vertical Pole/Structure Mounting Bracket Kit for COYOTE Closure and COYOTE PUP Closure
8003398	Adaptor Bracket for Hughes Brothers Bullet Shield. Bracket mounts to grounding studs on COYOTE Closure End Plate and fastener holes in the Hughes Brothers hanger provided with the Bullet Shield. Fits COYOTE Closure and COYOTE PUP Closure
8003296	OPGW Strain Relief Bracket Kit



COYOTE® Dome Closure for ADSS

Evolution of the Breed Continues...



The COYOTE Dome Closure Family has increased in size! The new 9.5" x 28" High Capacity Dome Closure is available in three different configurations and can also be used with 9.5" ARMADILLO® Stainless shells, further expanding the possibilities to address your network needs. The innovative, segmented end plate design in the new 9.5" diameter offers 7 cable entrance ports capable of accepting cables with a maximum diameter of 1.25" (32 mm). The unique design allows each cable entrance to be accessed without disruption to the surrounding cables. The new end plate accepts the full line of multi-hole grommets designed to ensure the ultimate flexibility and high capacity to meet the demands of ever evolving communication networks.

The COYOTE Dome Closure was built from the ground up using the same craft-friendly fiber management technology that placed the COYOTE family among the most respected and reliable in the industry. Re-entry is quick and requires no special tools or re-entry kits. Both the 6.5" and 9.5" designs are also convertible to closure shells for in-line applications or to provide additional drop capacity. For connectivity solutions, the COYOTE Dome closures are also available in cross-connect configurations. By combining these features with a wide offering of splice trays and accessories, PLP has the ability to address virtually any network design.

The COYOTE Dome Closure is tested in accordance with the demanding requirements of the Telcordia GR-771-CORE specification for all aerial, buried and underground environments. Manufactured in accordance with ISO9001:2000 procedures to assure quality and backed by the experience and field support that PLP has been noted for since 1947.

Key Features:















- Available Sizes: 6.5" x 17" (17cm x 43cm), 6.5" x 22" (17cm x 56cm), 9.5" x 28" (24cm x 71 cm)
- Patented segmented End Plate design provides independent access to every cable
- 6.5" End Plate: 4 entry ports accepting max cable diameter of 1 ¼" (32mm)
- 9.5" End Plate: 7 entry ports accepting max cable diameter of 1 ¼" (32mm)
- Fiber Organizers and End Plates come fully assembled – minimizing the parts to handle
- Simple to use multi hole and single hole grommets provide the ability to support high drop capacities
- No special tools or torque wrenches required for installation
- Collar system allows for quick re-entry
- Tested in accordance to Telcordia GR-771 CORE
- RDUP listed (RUS) for all applications. Contact PLP for further details
- Accepts a wide variety of PLP splice trays
- Patented End Plate Design

COYOTE Dome Closure	
Catalog Number	Description
Closure Kits	
8006944	6.5" x 17" COYOTE Dome for Buffer Tube (loose tube)
8006945	6.5" x 17" COYOTE Dome for Unitube
8006988	6.5" x 17" COYOTE Dome Express
8006949	6.5" x 17" COYOTE Dome Cross-Connect Express
8006877	6.5" x 22" COYOTE Dome for Buffer Tube (loose tube)
8006878	6.5" x 22" COYOTE Dome for Unitube
8006946	6.5" x 22" COYOTE Dome Express*
8006941	6.5" x 22" COYOTE Dome Cross-Connect Express
8006879	6.5" x 28" COYOTE Inline Dome for Buffer Tube (loose tube)
8006880	6.5" x 28" COYOTE Inline Dome for Unitube
80061055	9.5" x 28" COYOTE Dome for Buffer Tube (loose tube)
80061056	9.5" x 28" COYOTE Dome for Unitube (Ribbon)
80061057	9.5" x 28" COYOTE Dome for High Capacity (max tray count)

COYOTE Dome Accessories	
Catalog Number	Description
Mounting Hardware Kits	
710012168	Aerial Hanger Bracket – Dome Mount (Delrin Strap)
8003833	Aerial Hanger Bracket – Dome only, 6.5 only
8003707	Swing Arm for Hand Holes
800012160	Pole/Wall Mount Bracket w/2 Lattice Towtower Adapter
8003797	Aerial Drop Hanger Bracket
Accessory Kits	
	Grommet Kits – see grommet chart on page 25-10
8003681	End Plate Kit
80807383	Hardware bag for End Plate
80807848	End Plate Gasket for 6.5" Dome

*50% more storage space for midsheath (express) applications, but 50% less splice capacity

COYOTE® Dome Splice Trays for ADSS & OPGW

							
Short Splice Trays for the 17" Dome	6.5" x 17" COYOTE Dome	Long Splice Trays for 22", 28" Dome and In-Line Closures	6.5" x 22" COYOTE Dome	9.5" x 28" COYOTE Dome	6.5" x 28" COYOTE In-Line Dome	9.5" x 28" COYOTE In-Line Dome	
	6 Trays 72 Max Splice Count		6 Trays 216 Max Splice Count	PN: 80061055	6 Trays 216 Max Splice Count	18 Trays 648 Max Splice Count	
Low Profile Tray (12 splice count) Cat. # 80807701 (w/splice blocks) or #8001130 (blank)		Low Profile Tray (36 splice count) Cat # 8001127 (w/plastic splice blocks) or 80807769 (blank)		12 Trays – 432 Max			PN: 80061056
				12 Trays – 432 Max			PN: 80061057
				18 Trays – 648 Max			
	4 Trays 48 Max Splice Count		4 Trays 144 Max Splice Count	PN: 80061055	4 Trays 144 Max Splice Count	16 Trays 540 Max Splice Count	
Standard Tray (12 splice count) Cat # 80806033 (w/splice block) or 80806182 (blank)		Standard Tray (36 Splice count) Cat # 80805514 (w/elastomer splice block), 80805110 (w/rigid slots), or 80805509 (blank)		9 Trays – 324 Max			PN: 80061056
				9 Trays – 324 Max			PN: 80061057
				14 Trays – 504 Max			
	3 Trays 216 Max Splice Count		3 Trays 432 Max Splice Count	PN: 80061055	3 Trays 432 Max Splice Count	6 Trays 864 Max Splice Count	
Ribbon Tray (72 splice count) Cat # 80807114 (w/splice block) or 80808160 (blank)		Ribbon Tray (144 splice count) Cat # 80805515 (w/elastomer splice blocks), 80805146 (w/rigid slots), or 80805510 (blank)		6 Trays – 864 Max			PN: 80061056
				6 Trays – 864 Max			PN: 80061057
				9 Trays – 1296 Max			
	3 Tray 120 Max Splice Count ¹		3 Trays 240 Max Splice Count ²	PN: 80061055	3 Trays 240 Max Splice Count ²	9 Trays 720 Max Splice Count ²	
LITE-GRIP® Short Tray ¹ (40 splice count) Cat # LGSTS16 (single fusion)		LITE-GRIP™ Long Tray ² (80 splice count) Cat # LGSTS40 (single fusion)		6 Trays – 480 Max ²			PN: 80061056
				6 Trays – 480 Max ²			PN: 80061057
				9 Trays – 720 Max ²			
	3 Tray 432 Max Splice Count		3 Trays 648 Max Splice Count	PN: 80061055	3 Trays 648 Max Splice Count	6 Trays 1,296 Max Splice Count	
LITE-GRIP Short Tray (144 splice count) Cat # LGSTR144 (mass fusion ribbon)		LITE-GRIP Long Tray (216 splice count) Cat # LGSTR216 (mass fusion ribbon)		6 Trays – 1296 Max			PN: 80061056
				6 Trays – 1296 Max			PN: 80061057
				9 Trays – 1944 Max			

1 Each tray (Cat #LGSTS16) is provided with splice blocks to support 16 single fusion splices. Splice Block Kit (Cat #LGSSB 8-5) is required for each tray to achieve maximum splice count.

2 Each tray (Cat. #LGSTS40) is provided with splice blocks to support 40 single fusion splices. Splice Block Kit (Cat #LGSSB8-5) is required for each tray to achieve maximum splice count.



COYOTE® Dome Closure for OPGW

Not only can the COYOTE® Dome accommodate ADSS cable, but can also accommodate various types of OPGW cable. Such types of OPGW that can be used in the COYOTE® DOME include:

- OPGW with stranded stainless steel (ridged) buffer tubes.
- OPGW with a slotted core and flexible plastic buffer tubes.
- OPGW with a central aluminum tube and flexible plastic buffer tubes.
- OPGW with a central aluminum tube and central stainless steel or hard plastic (ridged) buffer tubes.

- OPGW with a central aluminum tube but without central stainless steel or hard plastic (ridged) buffer tubes.

Selecting the proper COYOTE® Dome kit for your OPGW application depends on the fiber count, cable diameter, and the fiber package construction of the OPGW that you are using. The selection guide below can be used to determine which COYOTE® Dome kit for OPGW will best suit your needs.

COYOTE® Dome Closure Selection Guide for OPGW Cable Types											
OPGW Cable Information				COYOTE® DOME Closure Kits for OPGW Applications							
OPGW Description	Max Single Fusion Splices		OPGW Max diameter* Inches (mm)	Size Inches (mm)	Kit Catalog Number		Endplate	Trays Included with Kit	Fiber Count per tray	Organizer Type	Transition/Furcation ***
	Using COYOTE® Standard Tray	Using COYOTE® Low Profile Tray			Closure w/ Standard Tray Kit**	Closure w/Low Profile Tray Kit**					
Stranded Stainless Steel (Ridged) Buffer Tube	48	72	1.25" (31.8)	6.5" X 17" (165 X 432)	800012147	800012148	Segmented 4 Port *	1	12	Uni-Tube	Yes
	144	216	1.25" (31.8)	6.5" X 22" (165 X 559)	800012149	800012150	Segmented 4 Port *	1	36	Uni-Tube	Yes
Slotted Core with Flexible Plastic Buffer Tube	48	72	1.25" (31.8)	6.5" X 17" (165 X 432)	800012143	800012144	Segmented 4 Port *	1	12	Loose Tube Buffer Tube	No
	144	216	1.25" (31.8)	6.5" X 22" (165 X 559)	800012145	800012146	Segmented 4 Port *	1	36	Loose Tube Buffer Tube	No
Central Aluminum Tube with Flexible Plastic Buffer Tubes	48	72	1.25" (31.8)	6.5" X 17" (165 X 432)	800012143	800012144	Segmented 4 Port *	1	12	Loose Tube Buffer Tube	No
	144	216	1.25" (31.8)	6.5" X 22" (165 X 559)	800012145	800012146	Segmented 4 Port *	1	36	Loose Tube Buffer Tube	No
Central Aluminum Tube with or w/o Stainless Steel/Hard Plastic (Ridged) Buffer Tubes	48	72	1.25" (31.8)	6.5" X 17" (165 X 432)	800012147	800012148	Segmented 4 Port *	1	12	Uni-Tube	Yes
	144	216	1.25" (31.8)	6.5" X 22" (165 X 559)	800012149	800012150	Segmented 4 Port *	1	36	Uni-Tube	Yes

*All Closures are provided with (2) 8003664 grommets and (2) 8003701 grommet kits for OPGW cable diameters .30" to .85" (8 mm - 22 mm). Optional grommets found in the grommet selection guide on the previous page can expand the number of cable entries per port and accommodate various sizes.

**Along with one tray, all closures kits include OPGW Sealant Kit #8003754 and Heat Shrink Splice Protectors.

***Closures with Uni-tube Organizers include Transition Furcation Kits 800011212 and 800011381 for Stainless Steel/Hard Plastic (Ridged) Buffer Tube Applications. See the Transition Furcation Kit Application Guide below for Transition Furcation kit sizes.












Transition Furcation Kit Application Guide for Stainless Steel/Hard Plastic (Ridged) Buffer Tube Sizes			
Catalog Number	Description	Closure Type	
		6.5" X 17"	6.5" X 22"
800011212	Furcation Kit for Buffer Tubes OD range .133" - .154"	X	X
800011381	Furcation Kit for Buffer Tubes OD range .118" - .126"	X	X
800011563	Furcation Kit for Buffer Tubes OD range .102" - .110"	X	X

NOTE: Contact PLP or refer to SP2963-4 for further information about Transition Furcation Kit Applications

Key Features

- Available sizes: 6.5" x 17" (16.5 cm x 43 cm) and 6.5" x 22" (16.5 cm x 55.8 cm)
- OPGW Strain Relief Bracket Kit (Cat. # 8003754) provides end plate studs, brackets, clamps, and flat sealant required for installing two OPGW cables in the end plate
- When adding future OPGW cables, order additional Strain Relief Bracket Kits
- Transition Furcation Kits for OPGW with stainless steel or hard plastic (ridged) buffer tubes (see table above)
- Additional grommets may be ordered for OPGW applications using the grommet kit selection guide (see page 9-7)
- Splice Tray included in COYOTE® Dome Kit:
 - One 12 count Low Profile or Standard Tray for 6.5" x 17" COYOTE® Dome
 - One 36 count Low Profile or Standard Tray for 6.5" x 22" COYOTE® Dome
- Additional splice trays may be ordered. See chart on page 1-24, 1-25.

COYOTE® Grommet Selection Guide

COYOTE Silicone Grommet Kits			
Catalog Number	Cable Range Inches (mm)	Description	Grommets
8003701	.42 - .60 (10.7 - 15.2) .60 - .85 (15.2 - 21.6)	2-hole grommet	
8003691	.42 - .60 (10.7 - 15.2)	1-hole grommet	
8003692	.60 - .85 (15.2 - 21.6)	1-hole grommet	
8003693	.85 - 1.0 (21.6 - 25.4)	1-hole grommet	
8003694	1.0 - 1.25 (25.4 - 31.6)	1-hole grommet	
8003663	.42 - .60 (10.7 - 15.2)	2-hole grommet	
8003664	.30 - .43 (7.6 - 10.9)	4-hole grommet	
8003665	.125 - .25 (3.2 - 6.4) and Flat Drop	6-hole grommet	
8003676	.42 - .60 (10.7 - 15.2) .125 - .25 (3.2 - 6.4) and Flat Drop	7-hole grommet	
8003677	.125 - .25 (3.3 - 6.4) and Flat Drop	8-hole grommet	
8003796	Flat Drop Only	12-hole grommet	

Note: Grommet Kit contains (1) Grommet, (1) Cable Measure Tape, (2) Silicone Lubricant Packs, (1) Set of Plugs and (1) Glove.





COYOTE® Splice Case for OPGW & ADSS

The enhanced COYOTE Splice Case with stainless steel shells now features the convenient COYOTE Fiber Management System found in the COYOTE Closure. The COYOTE Splice Case maintains the same air and watertight seal of our FIBERLIGN Stainless Steel Splice Case, but at less cost. For further information about the FIBERLIGN Stainless Steel Splice Case check with our customer service department. Key features of the COYOTE Splice Case include:


- For either ADSS or OPGW
- Impact and corrosion resistant stainless steel shells.
- LOCKBAR™ Sealing System allows re-entry without re-entry kits/supplies.
- High cable pull-out strength with LOCK-TAPE™ Sealant System.
- Fiber management system for loose tube buffer offered below. Other versions are readily available.
- 6.5" x 28" standard size (other sizes available for up to 648 splices).
- End Plate system available with blank End Plate at one end and one of the following:
 - One blank End Plate, or
 - One Three-section End Plate, field-drilled for any size/ configuration.
- Standard size Splice Case accommodates up to four 36-count Splice Trays (144 max. splice capacity).
- Blank Splice Trays with three adhesive backed 12-count Elastomeric Splice Blocks (max. 36 fiber splices per tray).
- Elastomeric Splice Blocks firmly hold mechanical or protected fusion splices.
- Standard Splice Case can accommodate other types of fiber optic cables.
- Splice Case kits are available for OPGW with stainless steel loose-tube fiber bundles. Consult PLP for details.




COYOTE Splice Case




Vertical Mounting Bracket 8003472



Splice Tray




Fusion Splice Protector



Low Profile COYOTE Splice Tray


COYOTE Splice Case Kits for OPGW and ADSS	
Catalog Number	Description (mm)
8006654	6.5"x 28" (165 x 711) COYOTE Splice Case for ADSS or OPGW.* Includes Splice Case Kit, Green Sealant Kit (Cat. No. 8003411), one 36-count Splice Tray (Cat. No. 80805514), one blank End Plate and one Three-Section End Plate (field drilled for specific cable configurations and ODs) and L-Brackets for strength member tie-off.
8003092	Fusion Splice Protector. Hinged plastic protector closes onto fusion splice area. The protector fits snugly into elastomer splice blocks (Cat. No. 80805514). Twenty (20) units per package.
80804986	Three-Section End Plate Kit for 6.5" (165) COYOTE Splice Cases. Field drilling required.
8003421	3/4" (19) Field-Installed Future Port/Cable Installation Kit [0.80" (20) max. cable]. Kit includes Future Cable Port (Cat. No. 8003412) and Future Cable Preparation Kit (Cat No. 8003420) which can be ordered separately.
8003422	1.0" (25) Field-Installed Future Port/Cable Installation Kit [1.0" (25) max. cable]. Kit includes Future Cable Port (Cat. No. 8003413) and Future Cable Preparation Kit (Cat No. 8003420) which can be ordered separately.
* Catalog No. 8006654 is suitable for OPGW cable with plastic loose tube buffer tubes that can be brought into the 36 count splice trays. Other metallic non-flexible buffer tubes may require a transition compartment. Contact PLP for more information.	
Mounting Hardware Kits	
8003472	Vertical Mounting Bracket for 6.5", 8" and 9.5" (165, 203, and 241) COYOTE Splice Cases. Includes two brackets and associated hardware (curved or flat surfaces).

COYOTE® Defender




GENERAL INFORMATION

The COYOTE Defender provides added protection for (a) COYOTE Splice Case sizes 6.5", 8", and 9.5" up to 28" long and (b) COYOTE Closure sizes 6.0" and 8.5" – all lengths. The Mounting Frame comes assembled from the factory – Hinge Brackets and Vertical Bracket components are fastened with 5/16"x1" long self tapping screws. The Hinge Brackets are positioned 19" apart to mount the 28" long COYOTE Splice Cases. All other Splice Cases and Closures are accommodated with the Adjustable Horizontal Bracket. Two large doors and the mounting frame surround the closure or splice case and allow easy access for future maintenance or expansion. The frame can be installed first, followed by each door (door weight 38# each) thus reducing the chore of lifting a bulky steel unit – this makes the Lineman's task manageable and less hazardous.



Mounting Options:

The COYOTE Defender can be mounted with thru bolts, DA bolts, or banding. The frame will accept standard 5/8" thru bolts and DA bolts. Use the mounting frame as a template to locate positions for drill through on wood pole structures. Double Arming bolts must not extend 1.5" beyond the Hinge Bracket surface to avoid splice case interference. Banding slots are provided in 6 positions along the frame. The band slots will accept up to 1.5" wide banding. For banding applications, 5/8" x 1.5" bolts are used to provide attachment to the mounting frame.



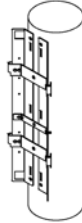
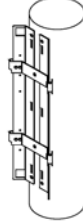
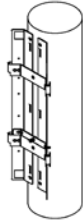
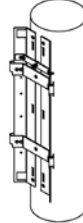
ORDERING INSTRUCTIONS

Two catalog numbers are available, one for COYOTE Splice Case applications, and the other for the COYOTE Closure applications. The Defender kit for the COYOTE SPLICE CASE (#8003491) includes a Vertical mounting bracket kit to hang the case onto the mounting frame of the Defender. Likewise, the Defender kit for the COYOTE Closure (#8003492) includes an adapter bracket kit to hang the closure onto the mounting frame of the Defender.



COYOTE® Defender

The Adjustable Horizontal Bracket is not required for the 28" long Splice Cases. However this bracket can be positioned on the mounting frame to adapt the other sizes – these positions are listed in the FRAME CONFIGURATION column of the following table.

COYOTE Defender Catalog Numbers and Frame Configuration			
Catalog Number	Application		Frame Configuration
	Type	Size (mm)	
8003491	COYOTE Splice Case	6.5" X 22" (165 X 559)	
8003491		6.5" X 28", 8" X 28", 9.5" X 28" (165 X 711, 203 X 711, 241 X 711)	
8003492	COYOTE Closure	6" X 17" Coyote Pup (152 X 432)	
8003492		6" X 22", 8.5" X 22" (152 X 559, 216 X 559)	
800012162	COYOTE Dome Closure	6.5" X 17", 6.5" X 22"	N/A
800011916	COYOTE RUNT Closure	8.5" X 14.75"	N/A

Accessories:

Vertical Cable Storage Assemblies:

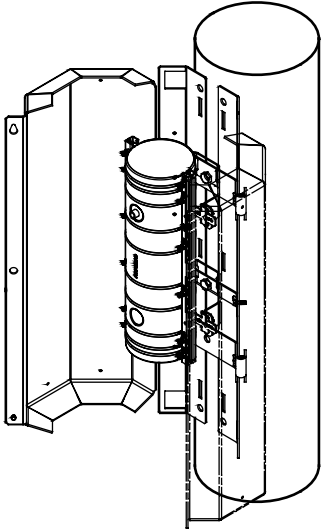
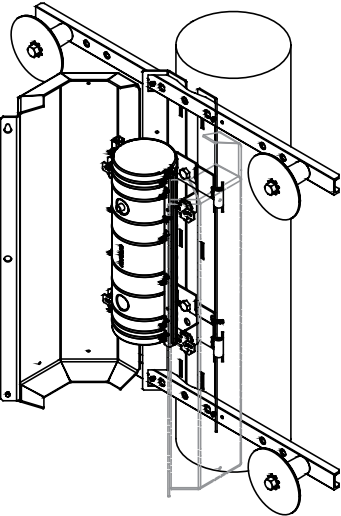
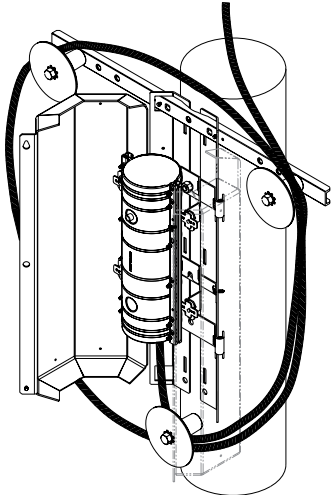
- 1) Double Arm configuration: order 1 each Catalog Number 8003569
- 2) Triple Spool/Single Arm: order 1 each Catalog Number 8003493 and 1 each Catalog Number 8003503
- 3) Banded Triple Spool/Single Arm: order 1 Catalog Number 8003493 and 1 each Catalog Number 8003503b1

Note: The COYOTE Defender Frame accepts the standard cross arm of vertical cable storage assemblies, 5/16"x1" self tapping screws lock arms into place.

COYOTE® Defender

ACCESSORIES

Vertical Cable Storage Assemblies found earlier in this section can be used with the COYOTE Defender. Large rectangular slots at the top and bottom of the mounting frame accept the Cable Storage Cross Arm.

COYOTE Defender with and Without Vertical Cable Storage Accessories		
		
<p>Basic Kit*</p>	<p>Kit With Double Arm Storage Assembly*</p>	<p>Kit With One Cable Storage Assembly and One Spool*</p>
<p>*Splice Case not included</p>		