



ADJUSTABLE AERIAL HANGER BRACKET KIT FOR STAINLESS STEEL SPLICE CASES Cat. No. 8003426

Be sure to read and completely understand this procedure before applying product. Be sure to select the proper PREFORMED™ product before application.




FIGURE 1 - NOMENCLATURE

1.00 NOMENCLATURE

1. Adjustable Bracket with Strand Clamps (2)
2. 1/4" Flat Washer (2)
3. 1/4" Star Washer (2)

2.00 DESCRIPTION

2.01 This Adjustable Aerial Hanger Bracket Kit is designed to be used with any PLP® stainless steel splice case (PREFORMED™ Splice Case, COYOTE® Splice Case or FIBERLIGN® Splice Case). It is used when existing cables make it necessary to suspend the splice case at some variable distance below the messenger strand.

3.00 INSTALLATION

- 3.01** Install the two 1/4" square head bolts (included with splice case) in the back half of the top LOCKBAR™ Fastener prior to sealing the splice case. (Figure 2)




FIGURE 2 - INSTALL BOLTS
IN LOCKBAR FASTENER

3.02 Position the Adjustable Brackets on the 1/4" square head bolts with the clamps facing in the same direction. (Figure 3)




FIGURE 3 - POSITION BRACKETS ON BOLTS

3.03 Install a flat washer, star washer and 1/4" hex nut (hex nut is supplied with the splice case) on each of the bolts and tighten securely.

3.04 Adjust the length of the straight leg of the brackets as required.

3.05 Position the messenger strand within the groove of the strand clamps and tighten. (Figure 4)




FIGURE 4 - ATTACH TO MESSENGER STRAND

4.00 SAFETY CONSIDERATIONS

4.01 This application procedure is not intended to supersede any company construction or safety standards. This procedure is offered only to illustrate safe application for the individual. Failure to follow these procedures may result in personal injury.

4.02 When working in the area of energized lines, extra care should be taken to prevent accidental electrical contact.

4.03 For proper performance and personal safety, be sure to select the proper size PREFORMED™ product before application.

4.04 This product is intended for use by trained craftspeople only. This product **should not be used** by anyone who is not familiar with, and not trained to use it.

PREFORMED LINE PRODUCTS 

P.O. Box 91129, Cleveland, Ohio 44101 • (440) 461-5200 • www.preformed.com • e-mail: inquiries@preformed.com

SP2884