


# FIBERLIGN® Fiber Safe

## The Encapsulated, Re-enterable Closure Assembly

The FIBERLIGN® Fiber Safe is designed for protecting underground, buried and aerial fiber optic splices. More versatile and flexible than other fiber optic closures, the FIBERLIGN Fiber Safe incorporates a closure within a closure for double protection. The FIBERLIGN Fiber Safe can accommodate butt splice applications or in-line configurations using various End Plate and Splice Case

combinations. Re-enterable encapsulant fills the void between the inner closure and outer Splice Case assembly to provide an additional barrier against moisture. The FIBERLIGN Fiber Safe is easily re-enterable. Unique LOCKBAR™ Fastening allows rapid re-entry for system additions. The closure is filled and refilled through an exterior port in the Splice Case.



## Design Features:

### Butt Splice Applications

The FIBERLIGN Fiber Safe utilizes a preassembled 6.5" (165 mm) End Plate and a variety of cable entry End Plates for butt entry applications. 28" (711 mm) Splice Case shells are provided for these applications.

### In-line Splice Applications

For in-line configurations, the FIBERLIGN Fiber Safe is designed with two 6.5" (165 mm) Three-Section End Plates and 38" (975 mm) Splice Case shells are provided.

### Cable Entry End Plates

A variety of cable entry End Plates are available which provide simple cable entry for both initial construction and future entry. External bonding capability is provided throughout.

### Splice Trays

The FIBERLIGN Fiber Safe accommodates 6 splice trays holding 12 or 18 splices per tray. An expanded capacity closure is available for butt splice applications which utilizes up to 6 splice trays holding 24 splices per tray (Cat. No.: 8001004). Splice trays are available for both fusion and mechanical splices.

### Vertical Filing

The PREFORMED™ vertical file system allows trays to be individually removed, easily reworked and securely repositioned. The snap-on lid assures additional protection to each tray.

### Expressing Fibers

Provisions are made for expressing uncut fibers through the inner closure.

### LOCKBAR™ Fastener


The LOCKBAR Fastening System utilizes front and back bars that fit into the flange on both the Splice Case and the inner closure assembly. With factory-assembled nuts and bolts and special sizing, no special tools are needed for a fast, dependable closure. The dual closure system is designed to assure maximum system integrity, with outstanding accessibility and ease of re-entry.

### Protective Collar


An innovative collar attaches to the End Plate inside the closure which provides an additional watertight seal and acts as a substrate to which resin will bond.




# FIBERLIGN® Fiber Safe



Three-Section End Plate (provided with FIBERLIGN Fiber Safe Closures 8001001, 8001002, 8001003, 8001004, 8001005, and 8001006)



End Plate with two factory-installed inserts for future entry (provided with FIBERLIGN Fiber Safe Closure 8001007)



End Plate with four factory-installed inserts (provided with FIBERLIGN Fiber Safe Closure 8001008)

## How to order FIBERLIGN Fiber Safe and Accessories

1. Specify 8001001, 8001003, 8001004, 8001005, 8001007 or 8001008 FIBERLIGN Fiber Safe for butt splice applications or specify 8001002 or 8001006 FIBERLIGN Fiber Safe for in-line splice applications.
2. Specify 8000311 Non Re-enterable Resin Kit (preferred) for filling the cup or specify 8080316 Re-enterable Encapsulant Kit (optional) for filling the cup; two required for in-line.
3. Specify 80802829 Re-enterable Encapsulant for filling the 8001001, 8001003, 8001005, 8001007 or 8001008 FIBERLIGN Fiber Safe or specify 80802826 Re-enterable Encapsulant for filling the 8001002, 8001004, or 8001006 FIBERLIGN Fiber Safe.
4. Order appropriate Fiber Optic Splice Trays. Each Fiber Optic Splice Tray is supplied with snap-on clear cover and will accommodate up to 12 or up to 18 fiber optic splices.
5. Order additional End Plate Kits as needed.

Encapsulant Ordering Chart				
FIBERLIGN Fiber Safe Catalog Number	Type of Splice	Protective Collar Encapsulant		FIBERLIGN Fiber Safe Encapsulant
		Re-enterable	Non Re-enterable	
8001001 8001003 8001005 8001007 8001008	Butt	80803316	8000311	80802829
8001004	Butt	80803316	8000311	80802826
8001002 8001006	In-line	80803316 (2 kits)	8000311	80802826

FIBERLIGN Fiber Safe	
Catalog Number	Description (mm)
8001003	6.5" x 28" (165 x 711) FIBERLIGN Fiber Safe for butt splice applications. Includes: One Two-Section End Plate and one Three-Section End Plate.
8001002	6.5" x 38" (165 x 965) FIBERLIGN Fiber Safe for in-line splice applications. Includes: Two Three-Section End Plates.
8001001	6.5" x 28" (165 x 711) FIBERLIGN Fiber Safe for butt splice applications. Includes: One Two-Section End Plate and one Three-Section End Plate and one Fiber Optic Splice Tray with cover (8001021).
8001004	6.5" x 38" (165 x 965) FIBERLIGN Fiber Safe for butt splice applications. (Up to 144 Splices) Includes: One Two-Section End Plate and one Three-Section End Plate.
8001005	6.5" x 28" (165 x 711) FIBERLIGN Fiber Safe for butt splice applications. Includes: One Two-Section End Plate, one Three-Section End Plate and RUS listed shield connectors. (RUS LISTED)
8001006	6.5" x 38" (165 x 965) FIBERLIGN Fiber Safe for in-line splice applications. Includes: Two Three-Section End Plates, and RUS listed shield connectors. (RUS LISTED)
8001007	6.5" x 28" (165 x 711) FIBERLIGN Fiber Safe for butt splice applications. Includes: One Two-Section End Plate and one Three-Section End Plate with two factory-installed inserts (cables up to 0.8" diameter) for future entry.
8001008	6.5" x 28" (165 x 711) FIBERLIGN Fiber Safe for butt splice applications. Includes: Two Two-Section End Plates; one blank and one with four factory-installed inserts (cables up to 0.8" [20 mm] diameter).
8001010	6.5" x 28" (165 x 711) FIBERLIGN Fiber Safe for butt splice applications. Includes: One Two-Section End Plate, one Three-Section End Plate and RUS listed shield connectors. (RUS LISTED Flame Retardant End Plates)

# FIBERLIGN® Fiber Safe

## SPLICE TRAYS for all Closures except 8001004

The Splice Trays for all FIBERLIGN Fiber Safe Closures, except the 8001004, are 13" long by 3-15/16" wide (330 x 100 mm), and each is supplied with a snap-on clear cover. There are now two types of splice trays offered. The Standard Thermal-formed Tray is available for all closures and splicing applications. The ADOBE™ Splice Tray is available as a lower cost alternative and is interchangeable with many of the thermal-formed trays. Select the appropriate catalog number from the chart below.

Catalog Number	Splice Type for:	No. of Splice Trays	Splice Tray Capacity	
8001021	Protected Fusion Amp Optimate Norland	6	12	S
8001044		6	18	S
8001096		6	18	A
8001109*		6	18	A
8001024	Unprotected Fusion	6	12	S
8001041	3M Fibrlok Amp FingerSplice	6	12	S
8001098	Siecor CamSplice Northern Telecom Lightbridge	6	12	A

(A) signifies ADOBE™ Splice Tray.

(S) signifies a standard size thermal-formed splice tray.

\* ADOBE™ Splice Tray with Felt.

## SPLICE TRAYS for 8001004 Closure

The Splice Trays for the 8001004 FIBERLIGN Fiber Safe are 17-3/8" long by 3-15/16" wide (441 x 100 mm), and each is supplied with a snap-on clear cover. The Splice Trays accommodate 24 fiber splices.

Catalog Number	Splice Type for:	No. of Splice Trays	Splice Tray Capacity	
8001028	Protected Fusion Amp Optimate Norland	6	24	S
8001026	AT&T Rotary AT&T LightSplice	6	24	S
8001052	3M Fibrlok Amp FingerSplice Siecor CamSplice Northern Telecom Lightbridge	6	24	S

(S) signifies a standard size thermal-formed splice tray.

## C-Cement

C-Cement is required for both cable preparation and End Plate preparation, but is not supplied with Splice Cases or End Plate Kits.

C-CEMENT		
C-Cement	80805238	1 oz. tube
C-Cement	80802377	4 oz. can



# FIBERLIGN® Fiber Safe

## Accessories

FIBERLIGN Fiber Safe (mm)	
Catalog Number	Encapsulant Description
8000311	15 oz. Resin Kit (non-re-enterable) for filling cup.
80803316	300 Gram Kit RD Encapsulant (re-enterable) for filling cup.
80802829	5500 Gram Kit RD Encapsulant (re-enterable) for filling 8001003, 8001001, 8001005, 8001007 or 8001008 FIBERLIGN Fiber Safe.
80802826	8000 Gram Kit RD Encapsulant (re-enterable) for filling 8001002, 8001004, or 8001006 FIBERLIGN Fiber Safe.
Catalog Number	Replacement Parts Description
80803149	One Two-Section End Plate with protective collar assembly for cable blocking.
80803148	One Three-Section End Plate with protective collar assembly for cable blocking.
80803695	One Three-Section End Plate with two factory-installed ports (for future cable entry, for cables up to 0.8" [20] in diameter), four bonding/grounding inserts, four modified brackets for cable shield isolation/strength member tie-off, and protective collar assembly for cable blocking. Designed for two field-drilled cable holes.
80803668	One Two-Section End Plate with four factory-installed ports (for future cable entry, for cables up to 0.8" [20] in diameter), four bonding/grounding inserts, four modified brackets for cable shield isolation/strength member tie-off, and protective collar assembly for cable blocking. No room for field-drilled cable holes.
8001032	Re-entry kit for 6.5" x 28" (165 x 711) FIBERLIGN Fiber Safe. Includes: Gaskets for collars and inner closure and a replacement flange clamp assembly.
8001033	Re-entry kit for 6.5" x 38" (165 x 965) FIBERLIGN Fiber Safe. Includes: Gaskets for collars and inner closure and a replacement flange clamp assembly.