

APPLICATION PROCEDURE
& SAFETY CONSIDERATIONS
PREFORMED LINE PRODUCTS




**Standard
TANGENT SUPPORT**


for use on
One-Pair Aerial Distribution Wire (C-Rural)

Completely read and understand this procedure before applying product. Special attention should be given to the Safety Considerations located on the last page. We advise the reader to review those considerations now, and then again during the general review of this procedure.


(Be sure to select proper size PREFORMED™ product before application)



1. Place wire between legs at crossover point.



2. Wrap both legs completely around wire.




3. Place loop on drive hook and drop into position.

APPLICATION PROCEDURE & SAFETY CONSIDERATIONS **PREFORMED** LINE PRODUCTS




Elongated **TANGENT SUPPORT** for use on **One-Pair Aerial Distribution Wire (C-Rural)**


(Be sure to select proper size PREFORMED™ product before application)



1. Place wire between legs at crossover point.



2. Wrap both legs completely around wire.



3. Place loop on drive hook and drop into position.

SAFETY CONSIDERATIONS

1. This application procedure is not intended to supersede any company construction or safety standards. This procedure is offered only to illustrate safe application for the individual. Failure to follow these procedures may result in personal injury.
2. When working in the area of energized lines, extra care should be taken to prevent accidental electrical contact.
3. For proper performance and personal safety be sure to select the proper sized PREFORMED product before application.
4. This product is intended for use by trained craftspeople only. This product **should not be used** by anyone who is not familiar with and trained in the use of it.



PREFORMED LINE PRODUCTS

P.O. Box 91129, Cleveland, Ohio 44101 (440) 461-5200 • www.preformed.com • email:inquiries@preformed.com

SP-2107

Litho in U.S.A.